

NATIONAL GUARD

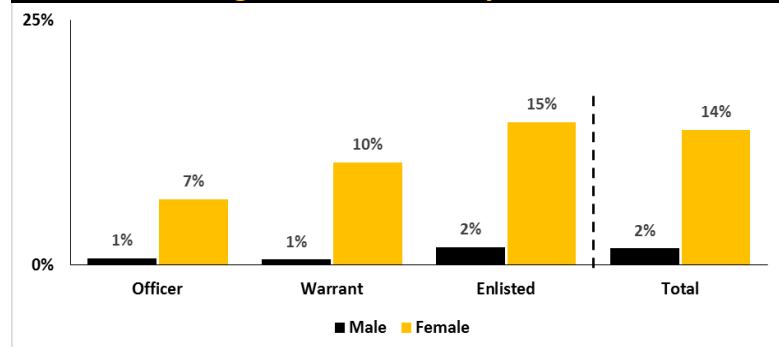
National Guard by Race/Ethnicity

	Officer	Warrant	Enlisted	Total
White	79%	86%	67%	56%
Black	9%	6%	17%	21%
Hispanic	6%	5%	11%	15%
Asian	5%	3%	4%	6%
Other	1%	1%	1%	2%
TOTAL	37,235	8,627	297,741	343,603
% TOTAL	11%	2%	87%	

Married by Gender

	Male	Female	Total
Officer	64%	47%	61%
Warrant	79%	52%	76%
Enlisted	37%	22%	34%
TOTAL	116,848	14,587	131,435
% TOTAL	41%	25%	38%

Single with Children by Gender



RESERVE

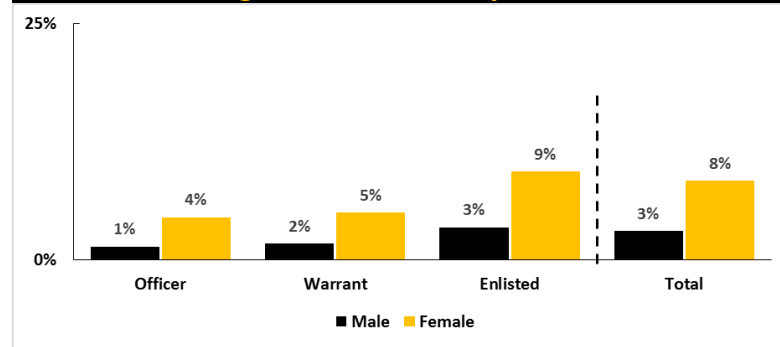
Reserve by Race/Ethnicity

	Officer	Warrant	Enlisted	Total
White	64%	67%	49%	56%
Black	16%	15%	23%	21%
Hispanic	8%	10%	18%	15%
Asian	8%	5%	8%	6%
Other	4%	2%	2%	2%
TOTAL	34,118	3,455	156,745	194,318
% TOTAL	17%	2%	81%	

Married by Gender

	Male	Female	Total
Officer	68%	51%	64%
Warrant	79%	57%	75%
Enlisted	44%	32%	41%
TOTAL	72,644	16,206	88,850
% TOTAL	49%	36%	46%

Single with Children by Gender



ARMY

Demographics

FY17

ARMY PROFILE



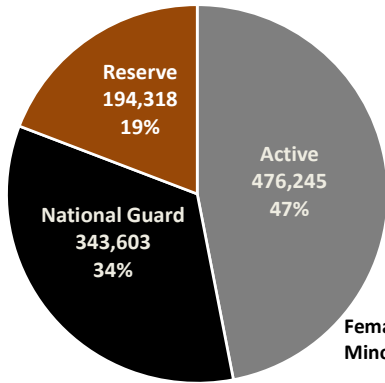
Headquarters, Department of the Army
Office of the Deputy Chief of Staff, G-1,
Strength Analysis and Forecasting Division

*All data as of 30 September 2017

** USMA Cadets are not included in Active-Duty Numbers

TOTAL ARMY

Total Strength of the Army



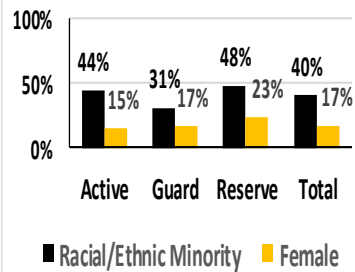
U.S. Military Academy

As of September 2017, there were 4,469 Cadets enrolled at the U.S. Military Academy (22% females and 35% racial/ethnic minorities).

Females comprise 17.2% of the Total Army
Minorities comprise 40.4% of the Total Army

TOTAL: 1,014,166 (including Cadets)

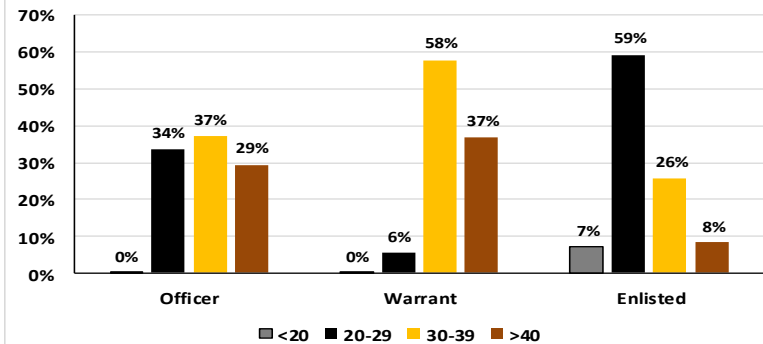
Racial/Ethnic Minorities and



Enlisted Accessions

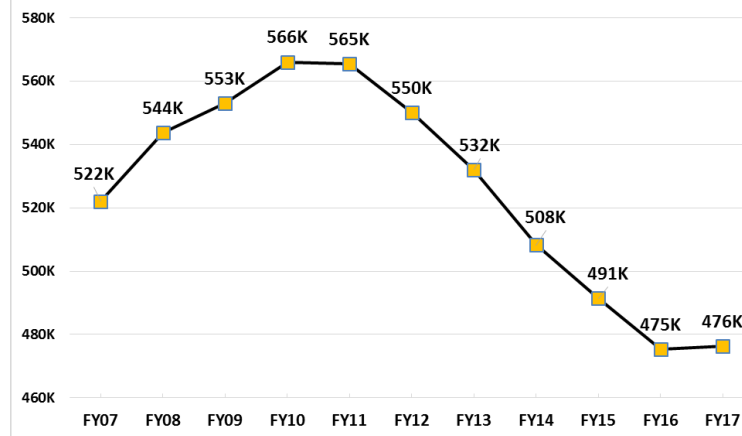
TOTAL	68,976
Total Non-Prior Service	63,775
Non-Prior Service Demographics	
Female	17%
Black	22%
Hispanic	19%
White	53%
High School Diploma	96%

Age for Active Duty Army

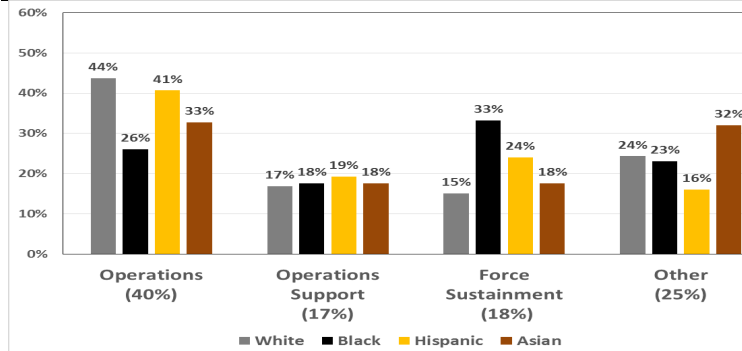


ACTIVE-DUTY ARMY

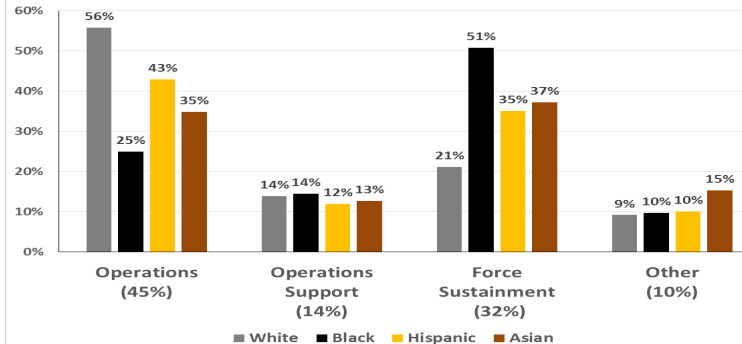
Active Duty Army End Strength



Officer Branch and Race/Ethnicity



Enlisted Branch and Race/Ethnicity



ACTIVE-DUTY ARMY

Active-Duty Army by Race/Ethnicity

	Officer	Warrant	Enlisted	Total
White	71%	64%	52%	56%
Black	11%	17%	23%	21%
Hispanic	7%	11%	17%	15%
Asian	7%	4%	6%	6%
Other	3%	4%	2%	2%
TOTAL	77,710	14,349	379,868	471,927
% TOTAL	16%	3%	81%	100%

Married by Gender

	Male	Female	Total
Officer	69%	53%	66%
Warrant	87%	58%	84%
Enlisted	53%	46%	52%
TOTAL	228,002	33,534	261,536
% TOTAL	57%	48%	55%

Single with Children by Gender

